



Born for Fixed
Installation

H
Series

01

Fixed Installation Display

- ◆ Pixel Pitch: H2.6 / H2.9 / H3.9 / H4.8
- ◆ Cabinet Size: 500X500X80mm
- ◆ Weight: 4.2Kgs
- ◆ Cabinet Material: Aluminium

4.2
KGS





02

LED DISPLAY



Lobbies / Conference Room / Show Room / Auditoriums / Church

03 Simple Cabinet Design



SMD

04 Product Show



Eternal Magnet




Signal Connector



Power Connector

05

Back Steel Frame Installation




- ◆ Cabinet With Magnet
- ◆ Zero Screws Installation
- ◆ Simple And Saving Installation Time

06

Easy Installation

Fastest Installation With 2 Seconds Per Cabinet
Saving Installation Time.




Cabinet With Magnet.

Zero Screws Installation




VS



07

Wide Viewing Angle

SMD Lamps Offer 140/140 Degree Viewing Angle.

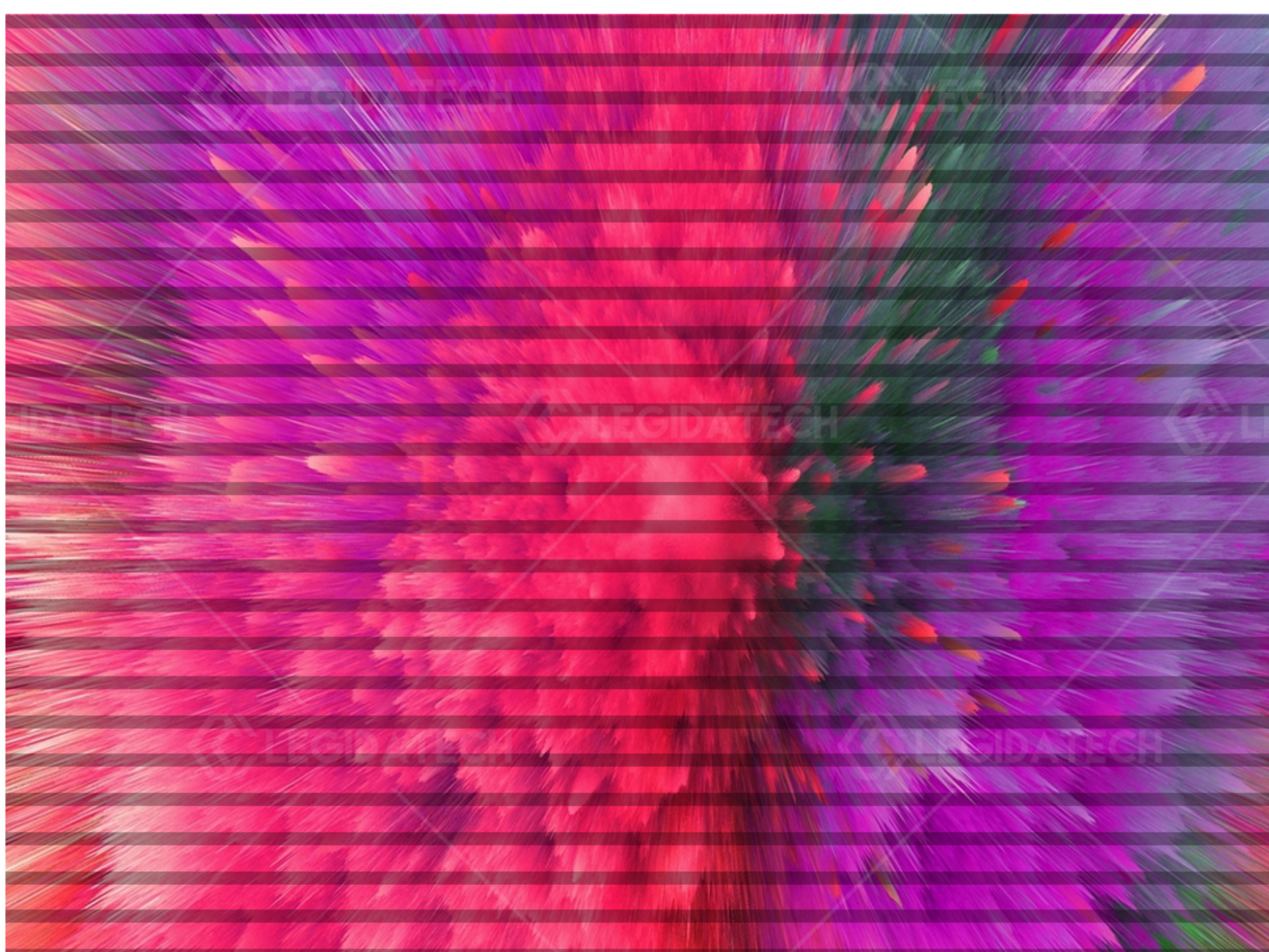


140°


08

Perfect Visual Effect

- High Grey Scale: 65536
- High Refresh Rate: $\geq 1920 / 3840\text{Hz}$
- High Contrast: 3000:1




Low Refresh Rate



High Refresh Rate

09

Specifications



Value	H2.6	H2.9	H3.9	H4.8
Pixel Pitch	2.6 mm	2.9 mm	3.91 mm	4.81 mm
Brightness	800 nits	800 nits	1000 nits	1000 nits
Pixel Configuration	SMD	SMD	SMD	SMD
Colors	281 trillion	281 trillion	281 trillion	281 trillion
Refresh Rate	≥1920 / 3840 Hz	≥1920 / 3840 Hz	≥1920 / 3840 Hz	≥1920 / 3840 Hz
Pixel Matrix Per Panel	192 x 192	168 x 168	128 x 128	104 x 104
Pixel Matrix Per Sq.m	147456	112896	65536	43264
Viewing Angle(H/V)	140/140 deg.	140/140 deg.	140/140 deg.	140/140 deg.
Power Consumption(Max/Avg)	710 / 240	710 / 240	710 / 240	710 / 240
IP Rate	IP40 / IP20	IP40 / IP20	IP40 / IP20	IP40 / IP20
Input Voltage(AC)	110 / 240	110 / 240	110 / 240	110 / 240
Panel Size(L x W x H)	500 x 500 x 80mm	500 x 500 x 80mm	500 x 500 x 80mm	500 x 500 x 80mm
Panel Weight	4.2 Kgs	4.2 Kgs	4.2 Kgs	4.2 Kgs
Panel Material	Aluminum	Aluminum	Aluminum	Aluminum

